



Research Participation IPN3442

As part of your bachelor-program, you have to participate in studies conducted by fellow psychology students and researchers. Every time you participate, you'll receive participation credits.

2

Why?

Research is very important for psychology, and many students (bachelor and master) and staff members depend on you!

YOU in turn:

- get acquainted with empirical research
- get acquainted with the research areas studied at FPN (and the researchers involved)
- get acquainted with different research methods and techniques

3

How many credits?

You will need to gather 20 credits in total (cohort 2016-2017).

For each half hour participation, ½ point is granted. The number of credits vary per study, depending on the total amount of time investment.

A maximum of 7 credits can be earned by online study participation.

Credits are registered in the Research Participation System (SONA).

Gather 15 credits in your first year and get 5 CREDITS FOR FREE.

4

How to gather credits?

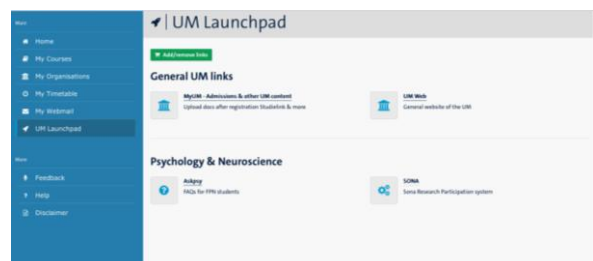
1. Make an account in SONA
www.maastricht-fpn.sona-systems.com
2. Find available studies in SONA or check the poster board
(Uns 40 level 1)
3. Sign up for a study
4. Participate
5. Credits will be added to your account in SONA

5

Step 1: Go to www.maastricht-fpn.sona-systems.com

OR

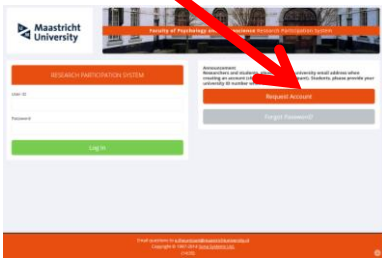
Use the link on UM Launchpad



6

Step 2: Make a new account

Click on 'Request account'



'request account'

7

Step 3: fill in your details

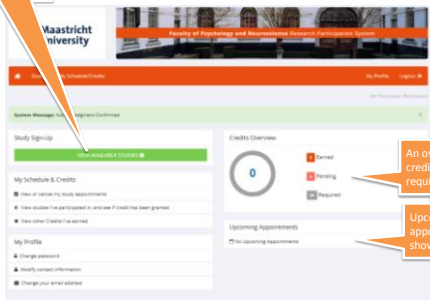


- ← Choose a login-ID for using SONA
- ← Use your @student.maastrichtuniversity.nl email address
- ← Use your student ID number from Maastricht University
- ← Select your cohort (year you started Bachelor Psychology)
- ← Request your account

Once your request has been processed, your login information (username and password) will be emailed to you.

8

Start looking for available studies here

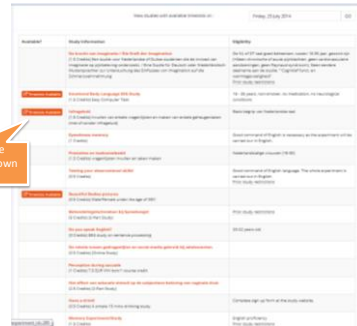


An overview of the credits earned and required is shown here

Upcoming appointments are shown here

12

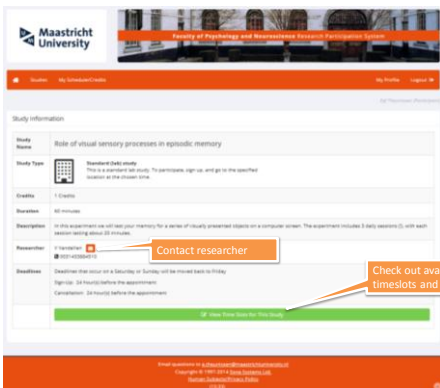
Available studies are shown, with a short description, number of credits and eligibility criteria
Click on a study title if you are interested in it



When time slots are available, this is shown here

13

To sign up, contact the researcher, or sign up for a time slot (when available)

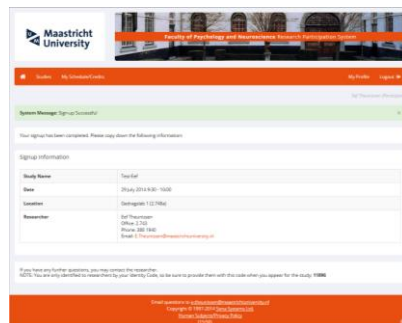


Contact researcher

Check out available timeslots and sign up

14

When signing in a timeslot, you will receive a confirmation, with date, time, location and contact person. Make sure to note this carefully!



15

Important!

You may cancel a study before the **cancellation deadline**. In most cases this is 24h before the study is scheduled to occur, but it differs per study! Weekends are not included when determining if it is too late to cancel.
If you decide to cancel, you will receive an email confirmation of the cancellation, for your records.

For **unexcused no-shows**, the announced amount of credits will be subtracted from your total credits (**penalty credits**) which can result in a negative total.

16

Important!

You need to respect the maximum of 7 credits from online studies. Check this in your credits overview. If you exceed this number, the excess hours will not count towards your total.

17

How to get your ECTS?

When acquired the necessary participation credits, request your ECTS via the **contact option of AskPsy**



18

More information on AskPsy



Questions?

www.maastricht-fpn.sona-systems.com

Coordinator: Eef Theunissen

20