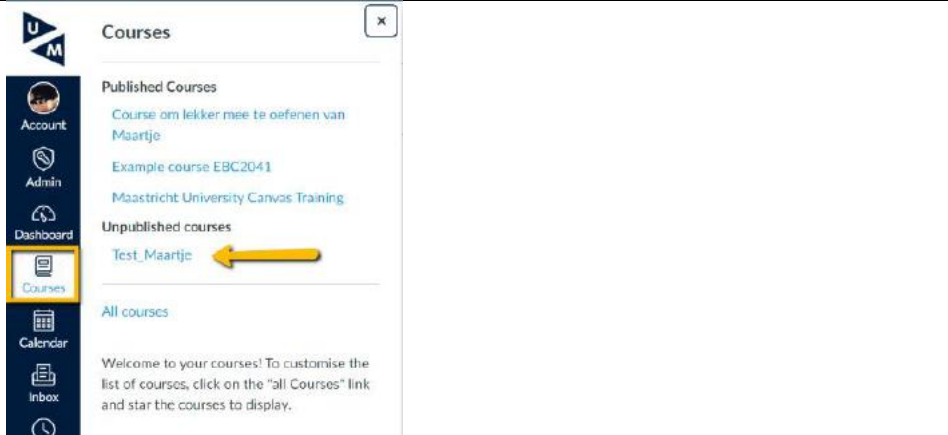
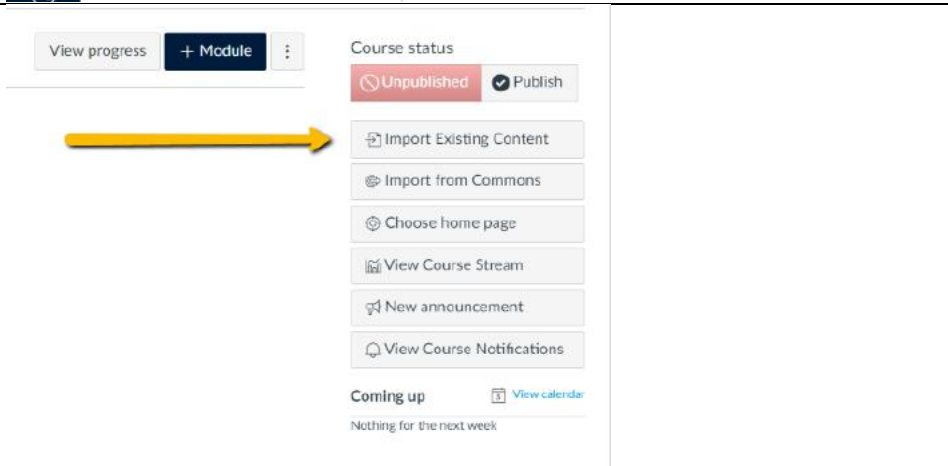
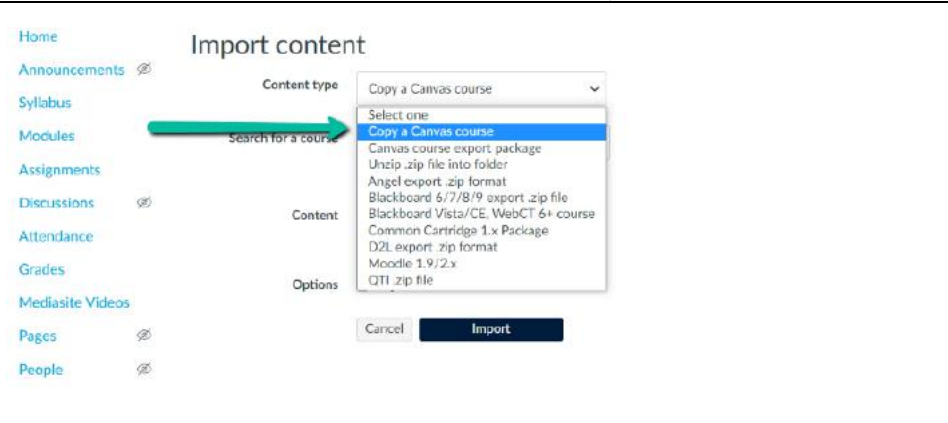
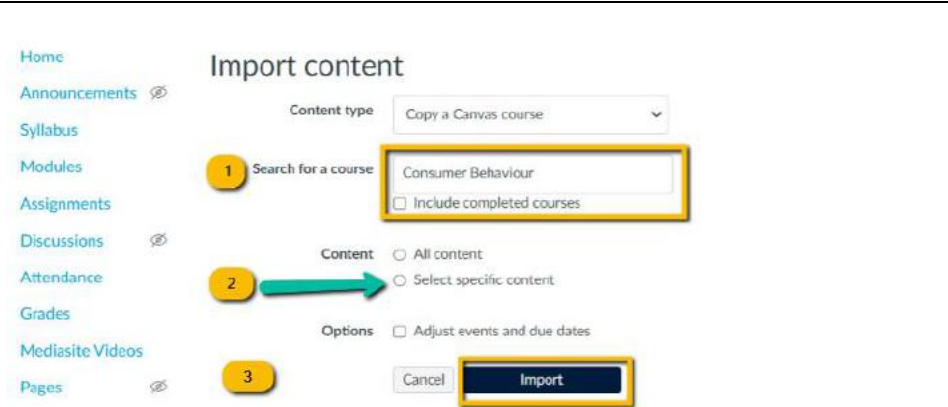


How to copy a new course

<p>1. Open the new course</p>	
<p>2. Select Import Existing Content</p>	
<p>3. Select Copy a Canvas course</p>	
<p>4. Select the course (1) you want to copy and (2) click "select specific content" and select import (3)</p>	

5. On this page click "select content"

Import content

Content type

Current jobs

Course copy

Consumer Behaviour

3 May at 16:41

Waiting for selection

6. Select your content

Do **NOT** select the course settings (1), template (3) or resources (4). The link to Reference List has been changed to Key links.

Select Contact (2) only if you want to reuse Contact information

Select content

- 1 Course settings
- Syllabus body
- ↓ Modules (4)
 - For teachers only - do not publish
 - Welcome
 - Week 1 / Case 1
 - Week 2 / Case 2
- ↓ Pages (5)
 - 2 Contact
 - Overview
 - 3 UM Template homepage
 - For teachers only
 - 4 Resources
- Learning outcomes (1)
- Files (1)

Select modules, files, assignments, quizzes and pages that you want to use in the new course. (5)

Click on the blue button "Select Content"

! We advise not to copy announcements since copied announcements do not generate notifications.

7. After this course copy complete your course.

Home

Recent announcements

Course om lekker mee te oefenen van Maartje

Course Modules

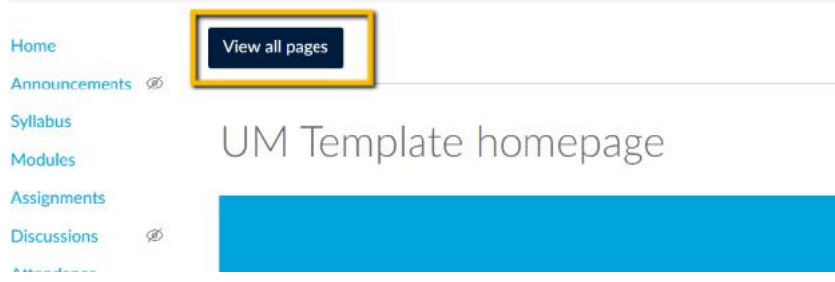
Complete the Home page with course information.

- Go to the old course and click on Edit on the Home pages.
- Copy the course description text.
- Go to the new course and click on Edit on the Home Page.
- Paste the course description text.

8. Remove double pages.
Go to pages.



9. Click on view all pages.



10. Remove duplicates

Page title	Creation date	Last edit	
<input type="checkbox"/> Contact	8 Sep 2020	24 Nov 2020 By Maartje Hensgens	✔
<input type="checkbox"/> Contact-2	3 May 2021		✔
<input type="checkbox"/> For teachers only	8 Sep 2020		🔒
<input type="checkbox"/> For teachers only-2	3 May 2021		🔒
<input type="checkbox"/> Overview	8 Sep 2020	24 Nov 2020 By Maartje Hensgens	✔
<input type="checkbox"/> Overview-2	3 May 2021		✔
<input type="checkbox"/> Resources	8 Sep 2020		✔
<input type="checkbox"/> UM Template homepage Floor page	8 Sep 2020		✔

Any page with [-2] is the copied version of the original page. To use the copied version, delete the original, in this case, Contact page and rename the Contact-2 page into Contact.