

Assignments in Canvas and plagiarism detection

To guard the quality of our programs we rely on your cooperation!

Thank you,

The Board of Examiners

Make a new assignment in Canvas

2020_200 Period 2

Search for assignment

+ Group

+ Assignment

Home

Announcements

Syllabus

Modules

1

Assignments

Discussions



Attendance

Grades

Mediasite Videos

Pages



People



Files



Collaborations



Assignments

+ ⋮

 **Paper**
Due 18 Dec 2020 at 13:00 | 10 Pts



 **Presentation**
10 Pts



 **Resit Paper**
Closed | Due 9 Apr at 13:00 | 10 Pts



Name your assignment

2020_200 Period 2

⊘ Not published



3

Test

Edit View Insert Format Tools Table

12pt ▾

Paragraph ▾

B

I

U

A ▾

 ▾

T^2 ▾

 ▾

 ▾

 ▾

 ▾



⋮

Home

Announcements

Syllabus

Modules

Assignments

Discussions 

Attendance

Grades

Mediasite Videos

Pages 

People 

Files 

Collaborations 

Scroll to the characteristics

For the Board of Examiners, 2 settings need your attention:

- Submission attempts
- Plagiarism review

4
Submission Attempts

5
Plagiarism Review

Group assignment

File Uploads

Restrict upload file types

Allowed attempts

Unlimited

None

Show report to students

Never

This is a group assignment

4

Submission Attempts

The number of times a student can upload an assignment is called 'submission attempts'

Allowed attempts

The reason why we advise only one attempt is because multiple uploads will disable the option to detect plagiarism. The system will give a 100% (or close) match with the first attempt and you will not be able to see the overlap with other pieces (or not as easily).

Allowed attempts

Limited



Number of Attempts

1



5 Plagiarism Review

Plagiarism Review

Here you opt for Ouriginal (previously known as Urkund) and you do not have to tick the two boxes.

- 'Anonymous' not ticked: we will be able to see from whom was copied
- 'Do not save...': we would like to feed the database with assignments for future comparison

We ask you to 'show the report to students' [after the assignment is graded](#). You could also opt to show it immediately after submission or after the due date (deadline), however you can then expect mails by students between their submission and your grading, and you might want to avoid that.

Ouriginal

Plagiarism settings

Anonymous

Do not save documents submitted to this assignment in Urkund

Show report to students

After the assignment is grade

Due date & publish assignment

- Do not forget to put the correct due date (deadline) in the system. For assignments Assign we advise to pick 13:00 as final hour on the day of the deadline to submit as the student still can contact staff when technical issues (submission problems) are experienced.
- Do not forget to save and publish. You can already do this at the start of your course!

Anonymous instructor annotations

Anonymise all annotations made by instructors on submissions for this assignment in DocViewer

Assign to

Everyone ×

Due

Available from **Until**

+ Add

Notify users that this content has changed

Cancel

Save & publish

Save


After grading we ask you to...













7

- Report to us* the number of colored flags per category (Go to gradebook and count the number of blue, yellow, green, orange and red flags)

- Send us the Ouriginal reports from students who you suspect to have committed fraud (plagiarism) so we can investigate this

- *bofex-fpn@maastrichtuniversity.nl

Gradebook ▾ View ▾ Actions ▾  All sections ▾ All Student Groups ▾ Search...

Student name		Paper
		Out of 10 MANUAL
		-
		
		
		
		
		
		
		
		
		
		
		

The colour of the tab indicates the range of the matching percentage found.

Color	Percentage
Red	75% - 100%
Orange	50% - 74%
Yellow	25% - 49%
Green	0% - 24%

Our original...

- Our plagiarism detection system will show overlap between the assignment and external sources, but also with previous assignments by our students
- However, the system is not watertight and when you experience a breach in style or recognize a piece of text we advise you to copy/paste this in google. When you find overlap please send this evidence to us and we will take the necessary steps.

What happens with students who plagiarize?

- When you report cases of suspicion of fraud or plagiarism we will:
 - Check the evidence
 - Invite the student and have a conversation about this
 - Declare the grade invalid when we determine plagiarism or fraud and take additional measures depending on the severity and recidivism
 - This information will go into the personal file of the student until graduation and is only accessible to the Board of Examiners
- Conclusion

When you suspect plagiarism, do not contact the student but contact us. You can do your grading as usual and send it to the exam administration. We can declare grades invalid at any time when the evidence tells us something is wrong. We communicate with the student, you are not burdened with this.

Thank you for your cooperation. Together we can safeguard the quality of the FPN diploma's.

Conclusion

1. Use Canvas for all course assignments
2. Use the correct settings (Ouriginal)
3. Contact the BoE when you suspect plagiarism
4. Please send us the % of flags and their color after grading

Thank you for your cooperation.

Together we can safeguard the quality of the FPN diploma's.