

Exam locations Maastricht University

Practical information

Index

Subject	Page
General information about UM exam locations	3
- Temperature	3
- Opening hours of the exam locations	3
- Up-to-date information about the accessibility of exam locations	3
- Be prepared!	3
- Smoking ban	3
- Document structure	3
MECC Maastricht	5
- Address details	5
- Accessibility	5
MECC facilities	6
- Visitor's entrances and exits at MECC	6
- Parking options for cars and bikes	6
- MECC's location compared to the nearby bus stop and train station	6
- MECC examination halls and recommended walking route	6
- Toilets	7
- Waiting area	7
- Information on seating in the examination hall	7
- Catering facilities	7
- Cloakroom	7
- Cash dispenser	7
Map of MECC Westhal	8
Map of MECC Expo Foyer	9
Other UM exam locations	
Sporthal De Heeg	11
- Address details	11
- Accessibility	11
- Catering facilities and waiting areas	11
Grand Hotel de l'Empereur	12
- Address details	12
- Accessibility	12
- Catering facilities and waiting areas	12
Club Pellikaan Maastricht	13
- Address details	13
- Accessibility	13
- Catering facilities and waiting areas	13

General information about UM exam locations

For (bigger) examinations, Maastricht University (UM) uses (sports) halls located outside the university buildings. As of the 2011/12 academic year, the Maastricht Exhibition & Congress Centre (MECC Maastricht) will be the main location for external UM examinations. MECC Maastricht is located near the university buildings, offers good examination facilities and has good accessibility.

When MECC is not available, UM will use other exam locations. These other locations are the Sporthal De Heeg, Sporthal De Geusselt, Grand Hotel de l'Empereur, Maastricht Music Hall and Club Pellikaan Maastricht.

This document provides practical information about the examination halls, such as address details, accessibility, parking and general facilities and house rules. We discuss mainly the main location: MECC Maastricht.

Temperature

In the MECC examination halls, provisions have been made to ensure the indoor climate is as pleasant as possible. However, the temperature may vary between 20 and 24 degrees. In the other examination halls, the temperature is generally around 20 degrees. When you sit still for a longer period of time, these temperatures can feel colder, even during the summer. Please keep this in mind when deciding what to wear!

Opening hours of the exam locations

The exam locations will be open one hour before the start of the exam.

Up-to-date information about the accessibility of exam locations

This document provides information about the accessibility of the exam locations. Please keep in mind that bus lines and departure times are subject to change. Always consult one of the websites below and take into account any road works planned around the time of your examination.

Information about public transport (bus/train): <http://9292.nl/en#>, <http://www.ns.nl/en>, <https://www.arriva.nl/consumers.htm>

Information about own transport: www.routeplanner.nl, www.anwb.nl

Be prepared!

Please carefully read the practical information in this document.

Once the examination has begun, students will no longer be allowed to enter the exam room. They will therefore be denied participation in the exam, regardless of their reasons for being late. So make sure you are on time!

The rules of conduct for the UM buildings also apply for the exam locations. Students are to follow the house rules of the exam locations and the instructions of UM staff at all times.

Smoking ban

Smoking is banned at all of the exam locations.

Document structure

MECC Maastricht

Contains detailed practical information on MECC Maastricht.

Other UM exam locations

Contains practical information on the other exam locations.

MECC MAASTRICHT

**MAIN EXAMINATION LOCATION
MAASTRICHT UNIVERSITY**



(MECC MAIN ENTRANCE)

MECC MAASTRICHT

Address details

Forum 100
6229 GV MAASTRICHT
T: + 31 (0) 43 38 38 383

Accessibility of MECC Maastricht

Public transport

Train

MECC Maastricht is within a short walking distance from the Maastricht Randwyck train station. There are four trains an hour from Maastricht central station to Maastricht Randwyck station, and vice versa.

Bus

Several buses stop at the 'Forum MECC Maastricht' bus stop located opposite the MECC *Forumentree* (Forum entrance). Also, several buses stop at the 'Randwycksingel' bus stop located just a few minutes' walk from the Forumentree. For an up-to-date overview of bus travel possibilities to this location, please visit www.9292ov.nl.

There is a bus every 10 minutes from the Maastricht central station to MECC.

Own transport

Car

Via the A2 motorway: Take the Randwyck/MECC/AZM exit and follow the 'MECC' or 'MECC Parking' signs. To find the quickest route to MECC, you can best consult a route planner or use a navigation system.

Bike

You can best consult a route planner for the quickest route to the MECC. Please do not park your bike near the emergency exits; you may only park your bike at the MECC Forumentree or the *Hoofdentree* (main entrance)!

MECC facilities

UM uses two examination halls at MECC Maastricht: Westhal and Expo Foyer**. A map is included in this document for each of these examination halls. On these maps, you will find the following information:

1. Visitor's entrances and exits at MECC
2. Parking options for cars and bikes
3. MECC location compared to the nearby bus stops and train station
4. The exam location within the MECC itself, as well as a recommended walking route
5. The location of the public toilets, waiting areas and catering facilities.

1. Visitor's entrances and exits at MECC

Visitors can enter and leave the building via the Forumentree and Hoofdentree. These entrances/exits are indicated on the map in red. Students may only use these entrances/exits to enter and leave the MECC building. All other entrances/exits are either company entrances or emergency exits and you are not permitted to use these!

2. Parking options for cars and bikes

Car

Many parking spaces are available around the MECC building. Students may use the parking spaces numbered P4, P6 and P7, which are indicated on the map by a blue 'P' symbol.

Parking tariff

The parking tariff at MECC is €9.50 per day; this is a fixed rate. When you drive into the parking area, you will not receive a ticket. In the MECC entrance hall, you will find parking machines, where you can buy the €9.50 'uitrijkaart' that you will need when you leave the parking area.

Payment options for the parking machines: chipknip and cash (please note: You can only use €5 and €10 notes).

Bike

MECC has two bike parking areas outside the visitor's entrances at the Forumentree and Hoofdentree. You can park your bike here for free. These parking areas are indicated on the map by a blue bike symbol. Follow the MECC sign 'P5' to get to the bike parking areas at MECC's main entrance.

N.B: You are not allowed to park your car or bike anywhere besides the parking areas! Please do not park your bike near the emergency exits. Bikes that are parked outside the two bike parking areas are likely to be removed. To avoid this risk or the risk of getting a parking fine, only park your car or bike in the designated areas!

3. MECC's location compared to the nearby bus stop and train station

The Randwycksingel bus stop is situated near the MECC Forumentree. However, we advise that you use the bus stop opposite the MECC Forumentree: the Forum MECC Maastricht bus stop. The Maastricht Randwyck train station is within a short walking distance from the Forumentree. The map shows the train station as well as the two bus stops.

4. MECC examination halls and recommended walking route

MECC Maastricht has two halls that will be used as examination halls during the academic year: Westhal and Expo Foyer**. On the maps, your examination hall is highlighted in blue and the recommended walking routes are indicated with red arrows.

** With the exception of the FHML-G IVGT exams, for which the Zuidhal may be used.

5. MECC facilities: toilets, waiting areas and catering facilities

Toilets

The toilets near the main entrance will be open for use before and after the exam. During the exam, students can use the toilets in/near the examination hall that have been specifically designated for this purpose. Students who use the toilets during the exam will be checked for cheating. The Westhal will have one or two toilet rooms and the Expo Foyer will have one. The Westhal will be opened approximately 15 minutes before the start of exams. During this time, students can use the toilets opposite the Westhal. However, we strongly advise students to use the toilets at the main entrance prior to the exam.

Waiting area

The Westhal and Expo Foyer waiting areas are highlighted in purple on the maps. The Westhal waiting areas include the Coffee Corner and the Euro Passage. The Expo Foyer waiting areas include the Coffee Corner and the Expo Foyer entrance. You will find information pillars near these waiting areas.

NB: Please try to limit the inconvenience for other MECC visitors as much as possible. Do not linger in MECC rooms/areas other than those designated for student use before or after the examination.

Information on seating in the examination hall

Information pillars will be placed in the waiting area(s) and near the entrance of the examination hall. These pillars provide information on the seating in the examination hall, showing students where they should sit. You are not allowed to hang flyers, notes or other materials on these information pillars! Students are only allowed to hand out flyers or other materials to other students in the waiting area and at the main entrance *provided* that they remove any flyers or other materials that have been left behind. Under no condition are students allowed to hand out materials in the examination hall!

MECC catering facilities

Students are allowed to bring food and drinks into the examination location.

If students want coffee or tea, they can purchase this at the Coffee Corner, which also offers a small assortment of snacks. The Coffee Corner is located at the top of the escalator in the main entrance, right in front of the waiting area for the Westhal (Euro Passage). For a bigger snack assortment, students can go to MECC public cafe: Mecc@table-Café. Both the Coffee Corner and Mecc@table-Café are shown on the map. Food or drinks purchased elsewhere may not be consumed in these catering facilities.

Opening hours

Coffee Corner: one hour before the start of the examination:

08300 – 10.00, 12.00 – 14.00 and 16.00 – 17.30.

Mecc@table-Café: weekdays from 10.00–16.00.

Payment options

Coffee Corner: cash and pin

Mecc@table-Café: cash, pin or credit card.

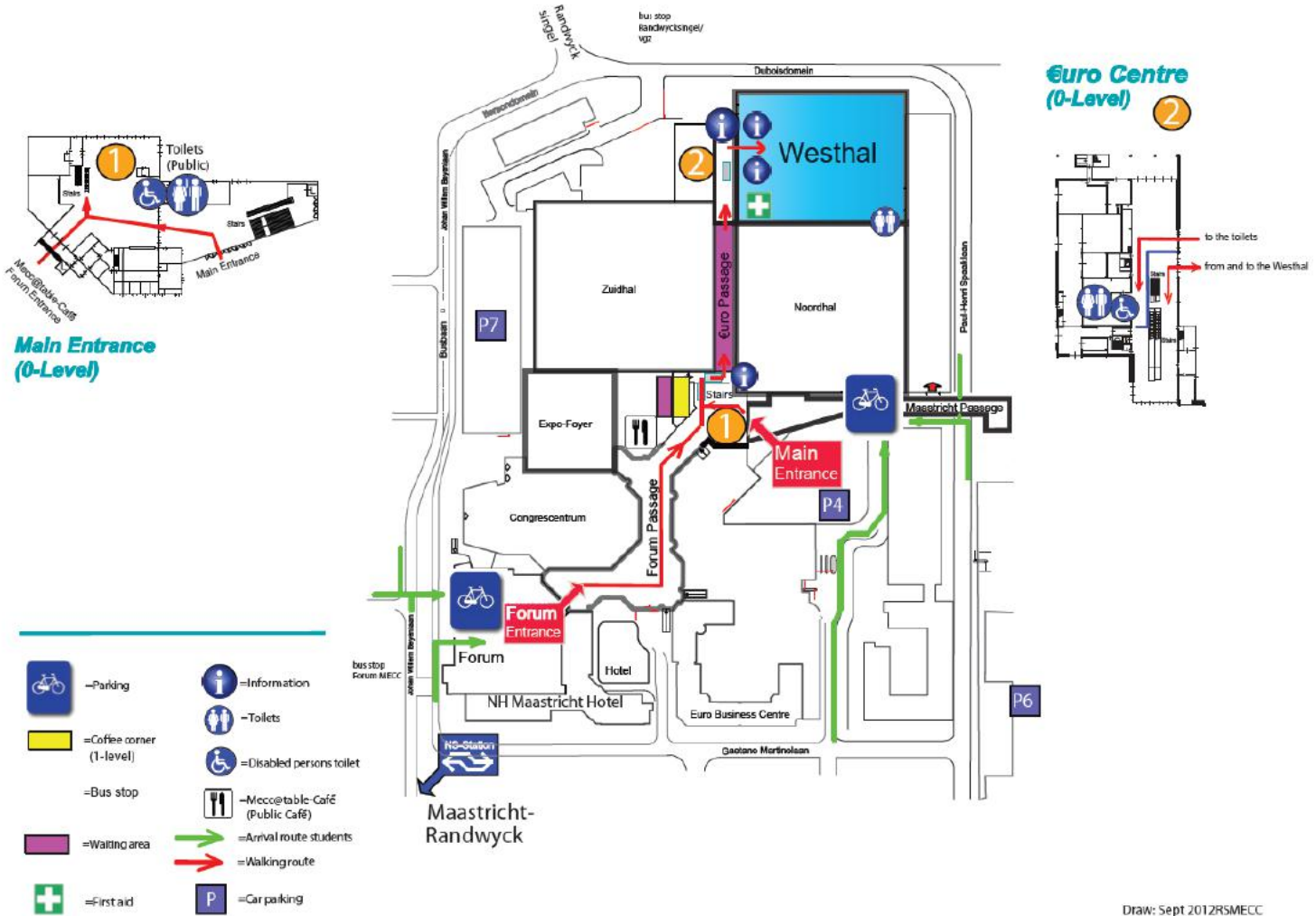
Cloakroom

There are no cloakroom facilities at MECC. Please try to bring as little as possible to the examination location. You may put your bag/coat under the table. However, you are not allowed to bring bags with you that are too big to fit under the table. You can put these bags outside the examination hall in an area designated for this purpose. This area will not be supervised; storing your belongings in this area will be at your own risk and responsibility.

Cash dispenser

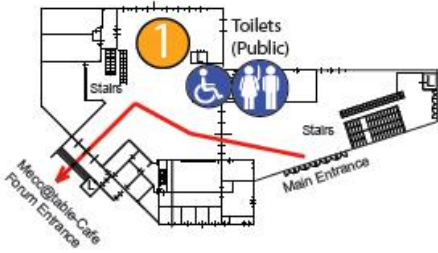
You will find a cash dispenser at the Wintertuin near the MECC main entrance.

MAP of MECC – Westhal



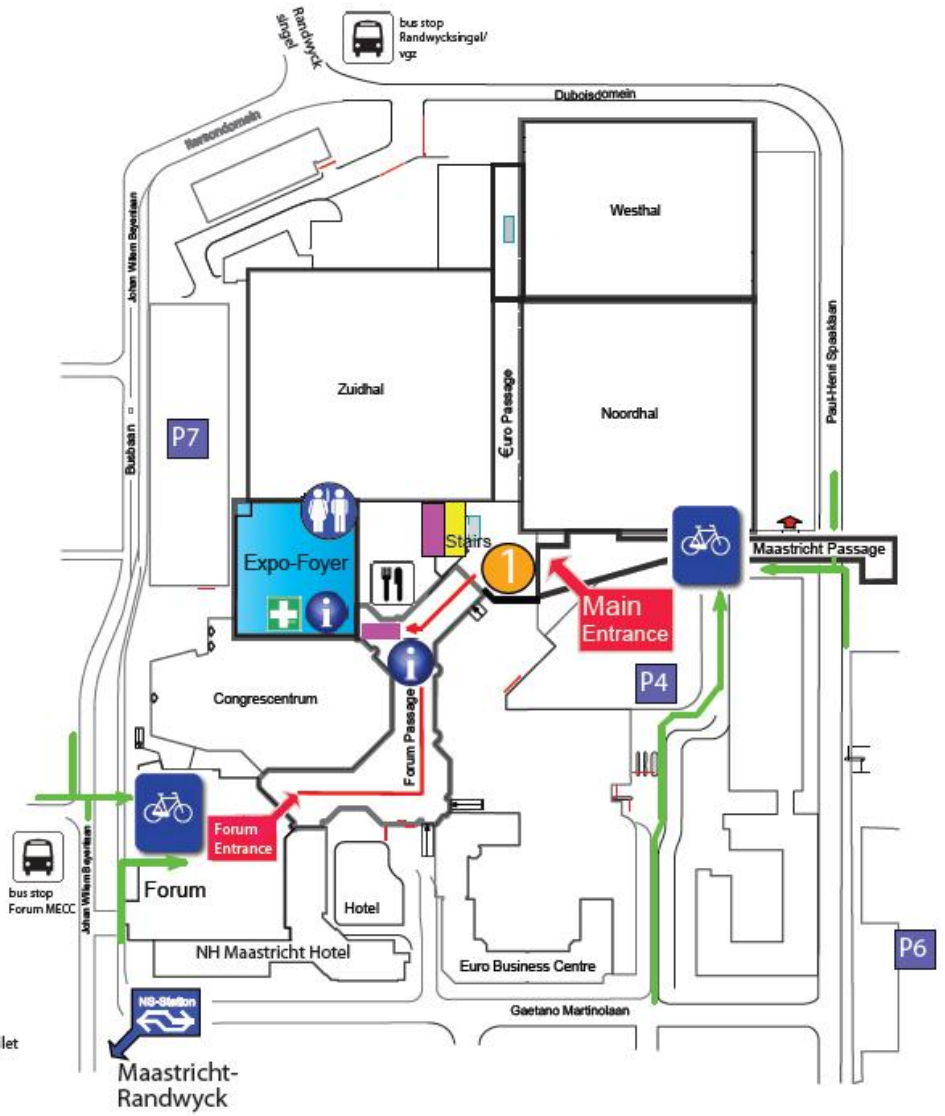
Draw: Sept 2012RSMECC

Map of MECC - Expo Foyer



Main Entrance (0-Level)

- | | | | |
|--|--------------------------|--|--------------------------------|
| | =Parking | | =Information |
| | =Coffee corner (1-level) | | =Toilets |
| | =Bus stop | | =Disabled persons toilet |
| | =Waiting area | | =Meco@table-Café (Public Café) |
| | =First aid | | =Arrival route students |
| | =Car parking | | =Walking route |



Draw: July 2011 RSMECC

Other UM examination locations

Sporthal De Heeg

Music Hall Maastricht

Grand Hotel de l'Empereur

Club Pellikaan Maastricht

Sporthal De Geusselt

Sporthal De Heeg

Address details

Roserije 500
6228 DN Maastricht

Accessibility of Sporthal De Heeg

Public transport

Bus

The 'Roserije' bus stop is within a two-minute walking distance from the sports hall. The 'Rijksweg Eykelborg' bus stop is within a four-minute walking distance from the sports hall. For an up-to-date overview of bus travel possibilities to this location, please visit www.9292ov.nl.

There are buses every five minutes from the Maastricht central station/Boschstraat-Market to the 'Sporthal De Heeg' (De Heeg sports hall).

Own transport

Car

To find the quickest route you can best consult a route planner or use a navigation system.

Route description

Via the A2 motorway from Eindhoven: Take the Randwyck/MECC exit. Follow Wijk 28 (De Heeg). Go straight ahead at the first crossing and turn right at the T-junction. Take the first street to the right (Eykelborg). Next, turn left at the T-junction and take the first street to the right (Harsteltborg). After 100 metres, you will find the sports hall situated to your right.

Parking options

Free parking in the parking garage of De Heeg shopping centre.

Bike

Consult a route planner for the quickest route per bike.

Bike parking options

Limited bike parking available. Please do not park your bike near the emergency exits!

Catering facilities and waiting areas

There are limited waiting areas at the Sporthal De Heeg.

There are no catering facilities.

Grand Hotel de L'Empereur

Address details

Stationsstraat 2
6221 BP Maastricht
tel: +31 (0)43 3 21 3 838

Accessibility of Grand Hotel de l'Empereur

The hotel is located opposite the Maastricht central train station.

Public transport

Bus

Bus station 'busstation NS' is located opposite the hotel. For an up-to-date overview of bus travel possibilities to this location, please visit www.9292ov.nl.

Own transport

Car

To find the quickest route you can best consult a route planner or use a navigation system.

Route description:

Via the A2 from Eindhoven or the E25 from Liège: Follow the 'Wijk 21' and 'Station' signs. Hotel de l'Empereur is located directly opposite the Maastricht central station.

Parking options:

Paid parking is available at the Hotel l'Empereur, central station or Q-park.

Bike

Consult a route planner for the quickest route per bike.

Bike parking options

(Supervised) parking area for bikes at the central station.

Catering facilities and waiting areas

The hotel lounge offers sufficient waiting areas with seating. You can order food or drinks from a small menu in the lounge.



Club Pellikaan Maastricht

Address details

Dousbergweg 4, 6216 GC Maastricht
tel: +31 (0)43 3466766

Accessibility Club Pellikaan Maastricht

Public transport

Bus

The 'Malbergsingel' bus stop is within a nine-minute walking distance from the location. For an up-to-date overview of bus travel possibilities to this location, please visit www.9292ov.nl.

There are buses every ten minutes from the central station/market to Club Pellikaan Maastricht (bus stop Malbergsingel).

Own transport

Car

To find the quickest route you can best consult a route planner or use a navigation system.

Parking options

Free parking in the parking area in front of the location.

Bike

Consult a route planner for the quickest way to the sports hall.

Bike parking options

Sufficient bike parking available. Please do not park your bike near the emergency exits!

Catering facilities and waiting areas

There is an indoor waiting area in Club Pellikaan Maastricht. Student can get coffee, tea and other refreshments as well as snacks and food at the accommodation restaurant/bar.

Payment options: Cash or pin only



This document was drawn up by Student Services Centre. Last updated: May 2017. Subject to change.